

Year 2

Home Learning

W/C: 08.06.20

Hey Year 2!

- *As always, we hope you and your families are continuing to stay safe and well.
- *Home learning tasks will continue to focus on English, Maths and P.S.H.E
- *We will provide some 'fun time extras' if you want to have a go at some more activities, but this will be your choice
- *Remember, all we ask, is that you try to do **the best you can, when you can**
- *As previously, you will not need to print all the slides so please do check each day before you begin.
- *You can still work on the daily tasks in any order and answers will be on the next slides so you can still mark your own work when you have finished, but remember no cheating!
- *Try to work neatly and just as hard as you would at school.
- *We hope you enjoy doing these activities and that you have another great week.
- * We want you all to know that although we don't get to see and teach many of you every day...we are still thinking about you and miss you lots.
- *Stay positive and keep smiling 😊

Mrs Rhodes & Mr Hudson.



Active June!

Monday	Tuesday	Wednesday	Thursday	Friday	Saturday	Sunday
1 Do some sit ups : Bronze: 10 sit ups Silver: 20 sit ups Gold: 40 sit ups	2 Do some star jumps : Bronze: 20 times Silver: 30 times Gold: 50 times	3 Practise balancing on right leg: Bronze: 1 minute Silver: 2 minutes Gold: 3 minutes	4 Practise balancing on left leg: Bronze: 1 minute Silver: 2 minutes Gold: 3 minutes	5 Have a jog around: Bronze: 5 minutes Silver: 10 minutes Gold: 15 minutes	6 Create your own throwing and catching game!	7 Teach the people at home your game and see who scores the most points!
8 Do some burpees : Bronze: 10 burpees Silver: 15 burpees Gold: 20+ burpees	9 Try and do some mountain climbers : Bronze: 10 times Silver: 20 times Gold: 30+ times	10 Carefully try and do a plank : Bronze: 30 seconds Silver: 45 seconds Gold: 60+ seconds	11 See how many tuck jumps you can do in a row: Bronze: 10 jumps Silver: 20 jumps Gold: 30 jumps	12 Push ups! Bronze: 10 push ups Silver: 15 push ups Gold: 20+ push ups	13 Use a pack of cards and create a game involving different exercises and the different suits!	14 Compete against someone at home to see who can complete more exercises in a given time.
15 Try and do some crunches : Bronze: 10 crunches Silver: 20 crunches Gold: 30 crunches	16 Do some lunges on both legs: Bronze: 10 each leg Silver: 20 each leg Gold: 30 each leg	17 Do a wall sit – remember, stay still! Bronze: 20 seconds Silver: 30 seconds Gold: 60 seconds	18 Squat – count how many squats you can safely do in a minute: Bronze: 10 squats Silver: 15 squats Gold: 20+ squats	19 High knees – Keep going without stopping Bronze: 30 seconds Silver: 50 seconds Gold: 1+ minute	15 Challenge yourself to learning some new yoga posts – watch a Youtube video to help.	16 Practise those yoga skills your learned and see if you can balance for longer than you did yesterday.
22 Try doing some scissor kicks : Bronze: 30 seconds Silver: 45 seconds Gold: 60+ seconds	23 Do some shuttle runs : Bronze: 15 runs Silver: 30 runs Gold: 50 runs	24 Hop on the spot: Bronze: 10 each leg Silver: 25 each leg Gold: 50 each leg	25 Hopscotch until you need to stop Bronze: 30 seconds Silver: 45 seconds Gold: 2 minutes	26 Try safely to do some jump squats in a minute: Bronze: 10 squats Silver: 15 squats Gold: 20+ squats	27 Go outside and be active with someone from your house. Go for a run or a walk!	28 Use your outdoor time to jump over things, balance along things and move in different ways.
29 Try hurdling over something (or just jumping!): Bronze: 1 minute Silver: 3 minutes Gold: 5 minutes	30 Step jumps – find a step and jump up and down on it safely: Bronze: 10 times Silver: 20 times Gold 40+ times	<p>Let's get active in June! Try each of these activities with the people you're with! Challenge yourself to get as many bronze/silver/golds as you can! Keep track and celebrate your achievements! Remember it is important to stay active and healthy!</p>				



Remember during lockdown it's important to keep active whenever you can.

This month, lets try something a little bit different!

Each day you will be set a challenge. That challenge has three difficulty levels (bronze, silver and gold).

Choose the difficulty level you want to aim towards and try your best to achieve it!

Good luck! 😊

Mental Maths (10-4-10) Questions

1. $\underline{\quad} + 24 = 43$
2. $39 - \underline{\quad} = 14$
3. $35 \div 5 =$
4. $28 \div 4 =$
5. $100 - \underline{\quad} = 31$
6. $53p + 53p =$
7. $61 - 16 =$
8. $\frac{1}{2}$ of $34 =$
9. $\frac{1}{3}$ of $21 =$
10. $5 \times \underline{\quad} = 40$

Extension!

1. I'm thinking of a number. I add 13 to it. The answer is 41. What was my number?
2. Write out the number 81 using words.
3. What is the value of the 4 in the number 243?
4. How many hours are there in two days?
5. If I have 16 sweets and I share them between 8 people, how many sweets do they have each?

Mental Maths (10-4-10)

Answers

1. 19 + 24 = 43
2. 39 - 25 = 14
3. 35 ÷ 5 = 7
4. 28 ÷ 4 = 7
5. 100 - 69 = 31
6. 53p + 53p = 106p or £1.06
7. 61 - 16 = 45
8. $\frac{1}{2}$ of 34 = 17
9. $\frac{1}{3}$ of 21 = 7
10. 5 × 8 = 40

Extension!

1. I'm thinking of a number. I add 13 to it. The answer is 41. What was my number? = 28
2. Write out the number 81 using words. = Eighty-one
3. What is the value of the 4 in the number 243? 40 or 4 tens
4. How many hours are there in two days? = 48
5. If I have 16 sweets and I share them between 8 people, how many sweets do they have each? = 2

Maths Home Learning - White Rose

<https://whiterosemaths.com/homelearning/year-2/>

Use the link above to help your child learn about Unit Fractions (Summer Term - Week 7 - lesson 1)

- First watch the video clip (if available) and then complete the activities when asked to do so.
- White Rose have changed how they release their home learning resources. It is now only available to those with a subscription. But do not worry! Here for Year 2 we have subscribed for the benefit of you! 😊

Home Learning - Year 2

To begin this week, we will revisit our fractions, more specifically, unit fractions.

Unit fractions are fractions that we have seen a lot in our work and even our daily 10-4-10, but we may not recognise the name 'Unit Fraction'.

Maths focus - Unit Fractions

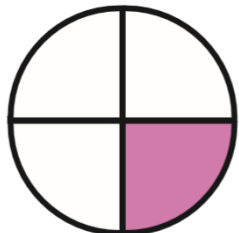
What is a Unit Fraction?

Well, a unit fraction is a fraction where the numerator (the number at the top of the fraction) is 1 and the denominator (the number at the bottom of the fraction) is a whole number. Just remember, unit means one. E.g. one quarter ($\frac{1}{4}$) or one half ($\frac{1}{2}$).

$$\frac{1}{2}$$

$$\frac{1}{4}$$

$$\frac{1}{4}$$



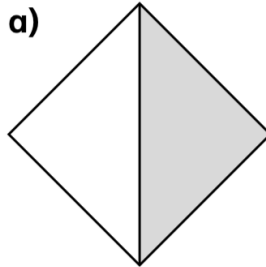
A fraction's denominator tells us how many parts it has, and the numerator tells us how many of those parts we need.

Today's questions (part 1)

Please refer to the online video or the support on the previous slides if needed 😊

1 Complete the sentences for each shape.

a)

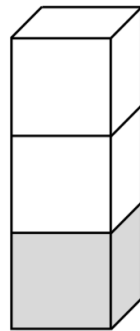


There are equal parts.

There is part shaded.

is shaded.


b)



There are equal parts.

There is part shaded.

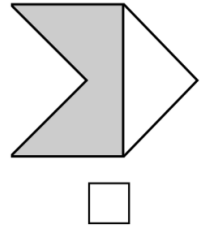
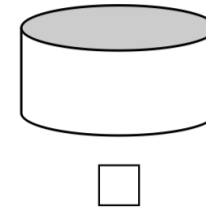
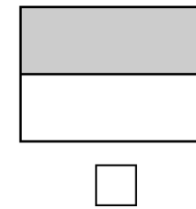
is shaded.

2 There are equal parts. 

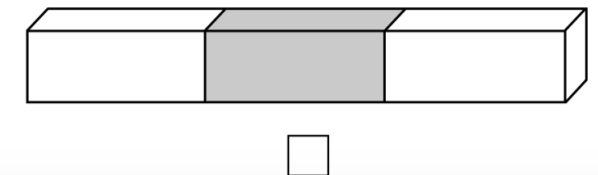
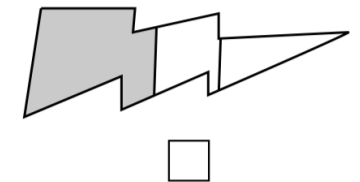
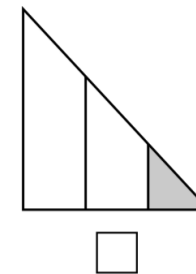
There is part circled.

is circled.

3 Tick the shape that has $\frac{1}{2}$ shaded.



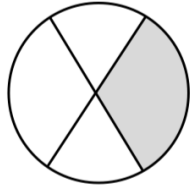
4 Tick the shape that has $\frac{1}{3}$ shaded.

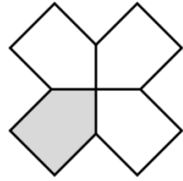


Today's questions (part 2)

Please refer to the online video or the support on the previous slides if needed 😊


5 Tick the shapes that have $\frac{1}{4}$ shaded.









6 What fraction of each shape is shaded?



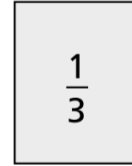
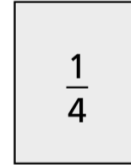
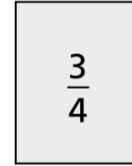
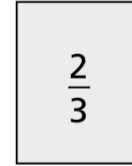
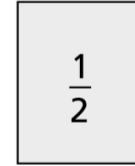




What is the same about the fractions?

What is different about them?

7 Here are some fractions.

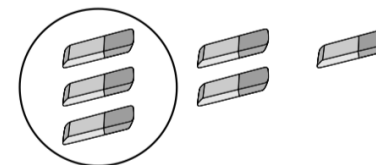





Tick all the unit fractions.

Compare answers with a partner.

Can you think of any more unit fractions?

8 Match the objects to the unit fractions.

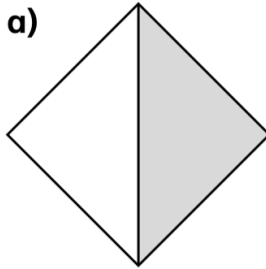


Today's
Answers
(part 1)



1 Complete the sentences for each shape.

a)

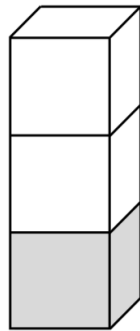


There are equal parts.

There is part shaded.

is shaded.

b)



There are equal parts.

There is part shaded.

is shaded.

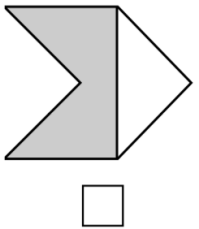
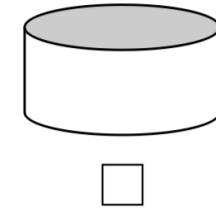
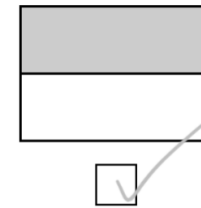
2 There are equal parts.



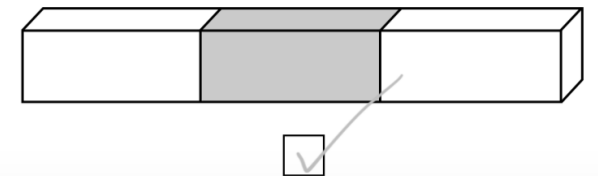
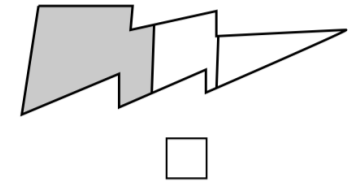
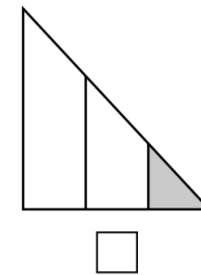
There is part circled.

is circled.

3 Tick the shape that has $\frac{1}{2}$ shaded.



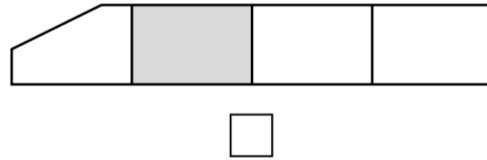
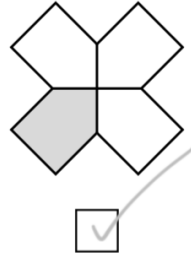
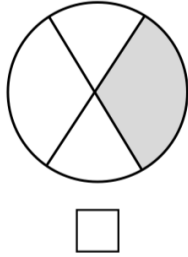
4 Tick the shape that has $\frac{1}{3}$ shaded.





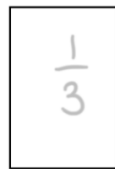

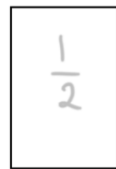

Today's Answers (part 2)



5 Tick the shapes that have $\frac{1}{4}$ shaded.



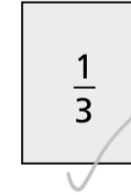
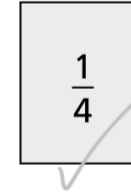
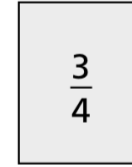

6 What fraction of each shape is shaded?



What is the same about the fractions?

What is different about them?

7 Here are some fractions.



Tick all the unit fractions.

Compare answers with a partner.


Can you think of any more unit fractions?

8 Match the objects to the unit fractions.



English- Lesson One

Task One



Story time!

Go to

https://www.youtube.com/watch?v=uwQCQ1V_ZWM&feature=youtu.be

*Listen to the story, 'Maisie and the Dragon', written by Philippa Danvers.

*Look out for the dragon in the pictures as you watch.

*Can you say what your favourite part of the story was?

*Why did you like that bit especially?

English Lesson One -Task one- Using prepositions for description- (New learning)

- *Look at the picture of 'Maisie in the Woods' on the next slide.
- *Follow the instructions on slide 15 to learn about and use prepositions
- *Check with the 'Answers' slide when you are done.

Prepositions

Prepositions are small words that help us to add extra information to sentences.

Some of them tell us where or when things happen.

Examples:

- A helicopter: "I'm flying **in** the sky!"
- Chefs with a pudding: "The chefs served pudding **after** a delicious dinner."
- A kangaroo: "My baby is **inside** my pouch." "Can you use these prepositions in your writing?"
- A horse jumping: "The horse jumped **over** the fence."
- A dog and a picture: "My picture is **on** the wall."

Common Prepositions:

above	into
against	like
at	near
before	opposite
beneath	over
between	past
but	since
during	through
except	until
for	within

© Teaching Ideas

Resource from
www.teachingideas.co.uk/vocabulary/prepositions

Maisie in the Woods



"Thanks," said Maisie...

and on she ran.

English Lesson One - follow these instructions so you know what you have to do

1. Look really carefully at the picture of 'Maisie in the Woods' on the previous slide.
2. Point out any animals or strange or funny creatures you can spot in the picture. Give yourself one point for each animal or creature you spot. How many points did you get altogether?
3. Read this descriptive passage that goes with the picture:

Maisie ran towards the woods. A tiny bird sat cheeping on a tree stump, while a curious brown fox hid in the long grass next to the path. Maisie could see that some of the trees had funny faces on them, while, above her head, squirrels dashed along the tree trunks and other birds peeked between the gently swaying leaves. Under the canopy of branches, the path continued to run through the wood. Maybe the dragon had gone this way earlier? Maisie decided she would run down the path and see where it took her.

Prepositions- new learning

* Some of the prepositions in the box below are used in the passage you have just read.

* Prepositions help us to describe places and things by saying where things are, what is happening and how things relate to one another

Here are some
examples of
prepositions

*on in under next to below beside
through above inside along between
with outside on top of underneath*

Hunt for the prepositions!

*Re-read the passage below and search for as many prepositions as you can

Maisie ran towards the woods. A tiny bird sat cheeping on a tree stump, while a curious brown fox hid in the long grass next to the path. Maisie could see that some of the trees had funny faces on them, while, above her head, squirrels dashed along the tree trunks and other birds peeked between the gently swaying leaves. Under the canopy of branches, the path continued to run through the wood. Maybe the dragon had gone this way earlier? Maisie decided she would run down the path and see where it took her.

*How many did you find?

*Check on the Answers page to see if you got them all.

Hunt for the prepositions - Answers



Maisie ran **towards** the woods. A tiny bird sat cheeping **on** a tree stump, while a curious brown fox hid **in** the long grass **next to** the path. Maisie could see that some **of** the trees had funny faces **on** them, while, **above** her head, squirrels dashed **along** the tree trunks and other birds peeked **between** the gently swaying leaves. **Under** the canopy of branches, the path continued to run **through** the wood. Maybe the dragon had gone this way earlier? Maisie decided she would run **down** the path and see where it took her...

- *Look at the picture below called 'Maisie by the playground'.
- *Underneath the picture, write sentences about what's going on using as many of the prepositions from the box as you can.
- *Remember prepositions are used to help us to describe where and when things happen.



*on in under next to below beside
through above inside along between
with outside on top of underneath*